

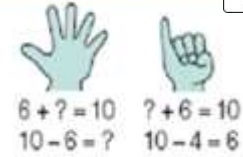
3.1 Know by heart all number bonds to 10

Playing cards:

Take out the picture cards from the deck of cards. Include the jokers as 'zero'. Turn over a card then say how many more to make 10.



- 0 + 10 = 10
- 1 + 9 = 10
- 2 + 8 = 10
- 3 + 7 = 10



3.4 Recall the doubles of all numbers to 10, so double 6 = 12, double 9 = 18 etc.



Make it fun!

Play number ping pong!



Start off saying 'ping', child replies with 'pong'.

Repeat and then convert to numbers i.e. say '4' and they reply

'8' (double) Or try, '5' and they say 2 1/2



3.6 Know by heart all addition and subtraction facts for each number up to 10

For example:

- 6 + 2 = 8
- 9 - 2 = 7
- 7 - 3 = 4
- 10 - 5 = 5
- 8 - 2 = 6



3.2 Know the days of the week, months of the year and seasons.

Cut up an old calendar. Ask children to order the months and talk about the seasons.



Paint pictures or take photographs of each season and display them in the house.


Mercury



Colour the star when you think you have the skill. Remember, you should aim to answer each question in 3 seconds (try to answer 10 or more in 30 seconds). Your teacher will let you know the next time there's an assessment.


Playing cards :

Remove the picture cards from the pack. Pick 2 cards and find the difference between the two numbers. How many pairs can you make in a minute? E.g.



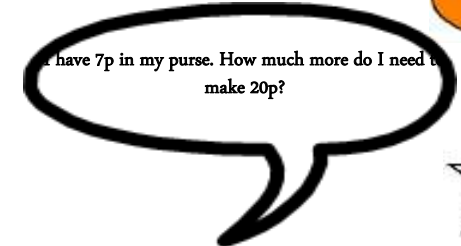
3.3 To know by heart all addition and subtraction facts for each number up to 5, so 5+0, 3-2, 1+3=

If I have 5 apples and two plates how many apples can I put on each plate?



3.5 Know by heart all number bonds that total 20

Use the numberline overleaf to build confidence then try without



- 0+20=20
- 5+15=20
- 1+19=20
- 6+14=20



Turn over two cards and add them together. How many pairs can you make in 30 seconds. Try to beat your score.

